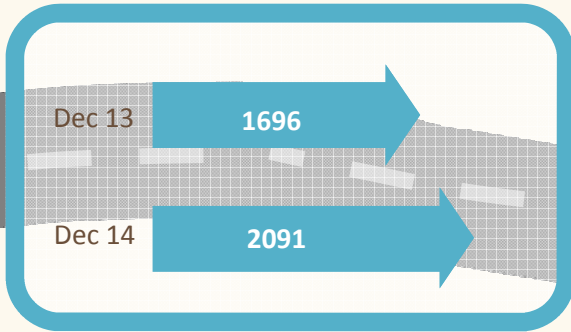


# Shropshire Outcomes

**Your life outcome** SC1  
Welcome to Shropshire

Number of **referrals** to children's social care has continued to **increase** compared to last year

Number of **looked after children** per 10,000 has continued to **increase**



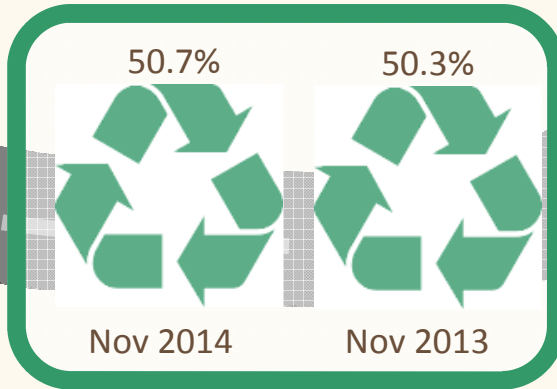
Born in 2012, average **life expectancy** is **81.8 years**

**Your environment outcome** SC2  
A Great Place To Live

Household waste sent for **recycling, re-use or composting** has slightly increased

## Shropshire Cleanliness

From April only **4.9%** of street inspections **fall below good standard** for **littering**



**Your money outcome** SC3  
Floreat Salopia

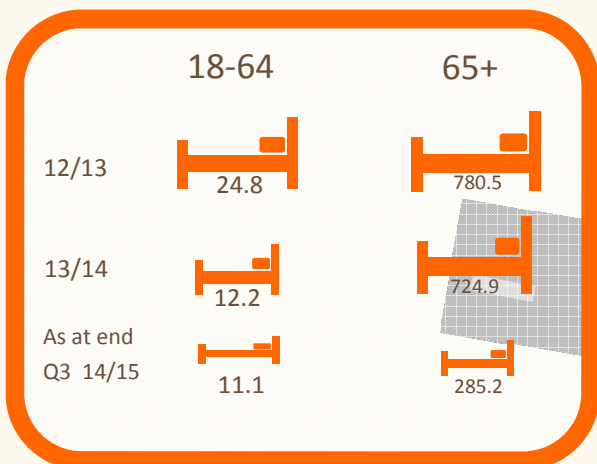
1100 More houses on Council Tax register



## Education Standards

% of pupils achieving 5 A\*- C GCSE

**Your health outcome** SC4  
Please Drive Carefully



Keeping **permanent admissions into residential care homes**, per 100,000 population, to a minimum



"Delays in transfers of care from hospital, attributable to Adult Social Care, per 100,000 population aged 18+ are **increasing** compared to previous quarter